

# TOP NOTCH PERFORMANCE!



**A productive, reliable, heavy-duty, hydraulic 90° corner notcher for all of your notching needs.** It'll shear mild steel and stainless steel at high production speeds and is simple to operate. The operating controls are laid out for straightforward, easy access. A generous work table and sheet supports with tee slots allow the operator to maneuver large sheets.

The dual head design incorporates an edge notching feature which increases the versatility of the machine. Notch a corner, cope a side, these notchers do it all. Tee slots in the table make adjustment of the angle gauges and side gauges a snap.

**WE BUILD 'EM  
LIKE THEY  
HAD TO  
LAST FOREVER**

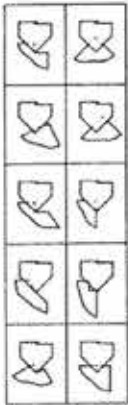


CHICAGO Dreis & Krump  
481 S. Governors Highway  
Peotone, IL 60468

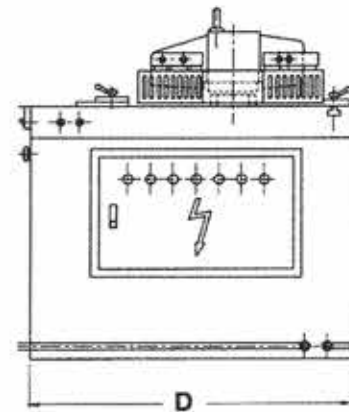
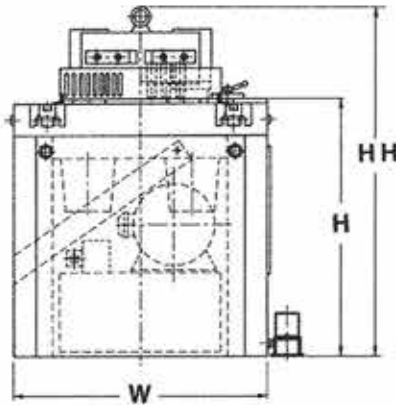


# CHICAGO HYDRAULIC NOTCHER

## CORNER



## EDGE



MODEL	CAPACITY		MAX. NOTCH	EDGE NOTCH	STROKE	SPM	HP	WEIGHT	DIMENSIONS			
	MILD*	SS							D	W	H	HH
HN-10	10 GA	16 GA	8-5/8"x8-5/8"	2"x4"	1"	22	2	1980	39"	31"	31"	42"
HN-25	1/4"	10 GA	10"x10"	4"x6"	1-1/2"	20	5	2860	45"	36"	32"	45"

\*Mild Steel: 55,000 PSI tensile

## STANDARD EQUIPMENT

- \* Dual Head Design
- \* Centralized Control Panel
- \* Compact Hydraulic Power Unit
- \* Slug Chute
- \* Remote Foot Switch
- \* Sheet Support Arms
- \* Spring Loaded Material Hold Downs
- \* Dual Gauge Systems
- \* Keylock On/Off Selector Switch
- \* Single / Inch / Continuous Modes

CHICAGO Dreis & Krump 481 S. Governors Highway Peotone, Illinois 60468

Hydraulic & Mechanical Press Brakes \* Hydraulic Shears \* Mechanical Presses  
 Hand Bending Brakes \* Hydraulic Notchers \* Press Brake Tooling  
 Hydraulic & Mechanical Powered Leaf Brakes \* Bending Rolls

Dreis & Krump reserves the right to discontinue or change specifications, designs or material at any time without prior notice or obligation.

BULLETIN HN 06-06