


FALLS METAL PRODUCTS

Model 99

Compact table model with the same large capacity of the other models. Bolt it to a table or hold it in place with a C-clamp. Deburrs the bottom edge in one pass. No grinding, no filing.



Specifications:

Dimensions: Height 15", Width 22", Depth 19"

Electrics: Gear Motor 1/4 HP. 115 Volt Single Phase.

Material: Steel, stainless steel, aluminum, brass sheet metal.

Capacity: Thickness 24 gauge to 1/4". Width from 1/2". Length from 4".

Model 101

Deburrs the bottom edge in one pass. No grinding, no filing.


Specifications:

Dimensions: Height 50", Width 36", Depth 26".

Electrics: Gear Motor 1/4 HP. 115 Volt Single Phase. Brush Motor 1/4 HP. 115 Volt Split Phase.

Material: Steel, stainless steel, aluminum, brass, galvanized, perforated, expanded sheet metal.

Capacity: Thickness 24 gauge to 1/4". Width 1/2" to 4' or more. Length 4" to 10' or more.



Model 111

Deburrs the bottom edge in one pass. No grinding, no filing.


Specifications:

Dimensions: Height 50", Width 36", Depth 26"

Electrics: Gear Motor 1/4 HP. 115 Volt Single Phase. Brush Motor 1/4 HP. 115 Volt Split Phase.

Material: Steel, stainless steel, aluminum, brass, galvanized, perforated, expanded sheet metal.

Capacity: Thickness 24 gauge to 1/4". Width 1/2" to 4' or more. Length 4" to 10' or more.



Model 121

Deburrs the top and bottom edges in one pass. No grinding, no filing.


Specifications:

Dimensions: Height 48", Width 48", Depth 27".

Electrics: Gear Motor 1/4 HP. 115 Volt Single Phase. Brush Motor 1/3 HP. 115 Volt Single Phase.

Material: Steel, stainless steel, aluminum, brass, galvanized, perforated sheet metal.

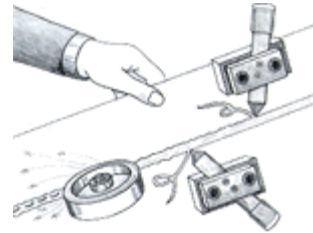
Capacity: Thickness 24 gauge to 1/4". Width 1/2" to 4' or more. Length 4" to 10' or more.



Model 131

Falls Products' most versatile D-BUR-R deburrs the top and bottom edges and smooths the vertical edges of shaker parts in one pass!

That's right! It eliminates "scallop" marks as it deburrs. And like the others, it does it all in speeds of up to 60 feet per minute! No wonder it's our most popular model!



Specifications:

Dimensions: Height 48", Width 48", Depth 27"

Electrics: Gear Motor 1/4 HP. 115 Volt Single Phase. Abrasive Motor 1/3 HP. 115 Volt Split Phase.

Material: Steel, stainless steel, aluminum, brass, galvanized, perforated sheet metal.

Capacity: Thickness 24 gauge to 1/4". Width 1/2" to 4' or more. Length 4" to 10' or more.

